

www.lmotion.ru Бепр АБ skf@lmotion.ru Тел. (495)-921-34-60

Linear motor stages with controller

Complete drive system

Main features:

- Drive force up to 1 200N
- Stroke up to 2 615mm
- Speed up to 3m/s
- Repeatability <0.2µm
- Optionally with bellows or steel cover
- Controller useable in force, speed or positioning mode
- Analogue or digital interface (CAN, Profibus, Sercos)
- Controller parameters set for LTB stage type
- One flat band cable for all electrical connections
- Turn-key solution for one axis or multi axes applications



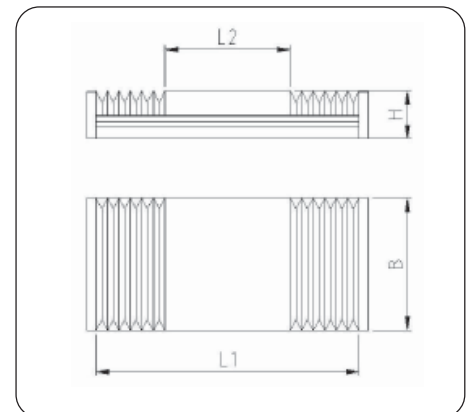
Mechanical electrical parameters

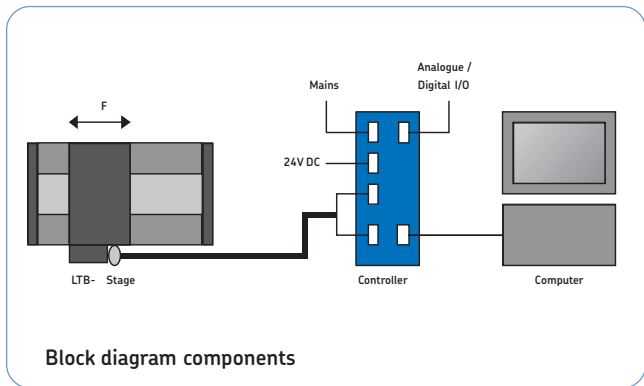
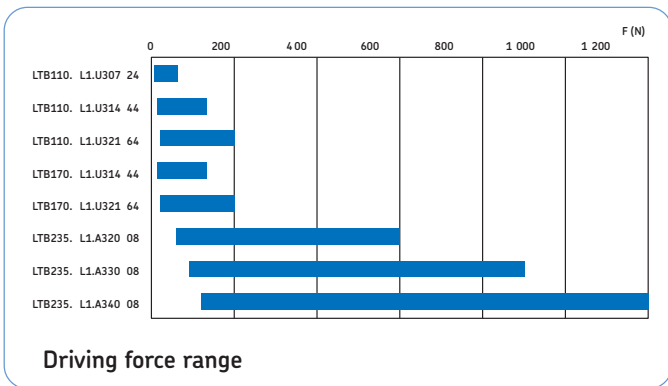
Type	Upper part width		length	Lower part length		Total length	Height		Moving mass		Peak force	Nominal force
	BL	SC		interval	BL		SC	BL	SC	BL		
	B		L2	L1	L3		H		Kg		Fp	Fn
	mm (1)							(4)		(4)	N	
LTB110.L1.U30724	117	123	110	150-950	40	160-960	40	43 (49)	0,8	1,1 (1,3)	66	23
.U31444	117	123	190	150-950	40	160-960	40	43 (49)	1,2	1,7 (2,1)	133	46
.U32164	117	123	280	150 - 950	40	160-960	40	43 (49)	1,6	2,3 (2,9)	199	69
LTB170.L1.U31444	170	202	200	220-1 600	60	236-1 616	60	61 (69)	2,7	3,9 (4,8)	133	46
.U32164	170	202	280	220-1 600	60	236-1 616	60	61 (69)	3,4	5,1 (6,3)	199	69
LTB235.L1.A32008	235	275	235	340-2 860	60	360-2 880	85	87 (69)	8,0	10,5 (12,3)	600	268
.A33008	235	275	320	340-2 860	60	360-2 880	85	87 (69)	10,6	14,1 (16,5)	900	402
.A34008	235	275	410	340-2 860	60	360-2 880	85	87 (69)	13,1	17,6 (20,6)	1 200	537

To be taken into account with the above table:

1. BL = bellow cover (LTB 235 only) or no cover, SC = steel cover.
2. Mechanical stroke with steel or no cover = lower part length L1 – upper part length L2 – 10mm.
3. Mech. stroke with bellows (only LTB235) = (lower part length – upper part length)* 83%mm.
4. Displayed value without adapter plate (with adapter plate (= option).

5. Stage width = upper part width + 36 (=cable connection box) mm.
6. Stage accuracy P2: height and side accuracy = (mechanical stroke / 60) – 6 µm.
7. Electrical stroke = mechanical stroke – 2 x 10mm. Galvanically isolated optical limit switches (PNP /NC or NPN /NC).
8. Maximum speed 3m/s with LTB110/170 and 2,3m/s with LTB235.





Controller data

- Controller configured for LTB linear motor stage
- 180 programmable motion sets
- Digital current, speed and position control
- Position feedback and motor commutation with linear measuring scale
- Analogue $\pm 10V$ command input
- RS232 and CANopen integrated. Optional Profibus or Sercos fieldbus.
- Two digital inputs and two digital outputs, free useable
- One master module with up to 5 cascadable slaves for multiaxis operation
- Hybrid flat band cable standard lengths: 3m / 6m / 9m and 12m
- Mains supply 115/230/400V AC. One phase mains power supply may limit Fp. External 24V DC / 1A auxiliary supply required

